

Private patients

If you are a private patient please bring your private insurance details to your appointment, otherwise, please pay your invoice on the day of your scan.

How to find us

The Nuclear Medicine department is in the ANZAC Centre within Harefield Hospital.

Useful contacts

If you have any questions about your scan or want to change the appointment date, please contact us by telephone on 01895 826 514, Monday to Friday 9.00 a.m. to 4.00 p.m.


© Royal Brompton & Harefield NHS Trust

Royal Brompton Hospital
Sydney Street
London
SW3 6NP
tel: 020 7352 8121

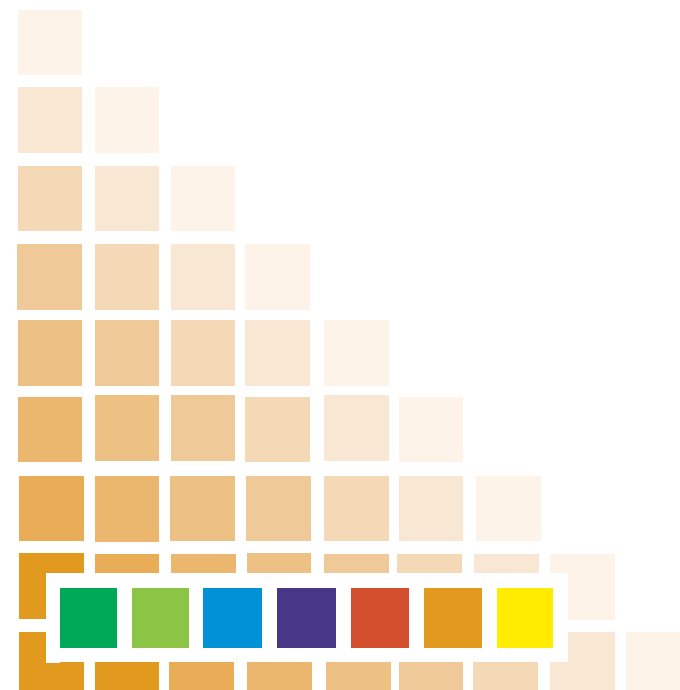
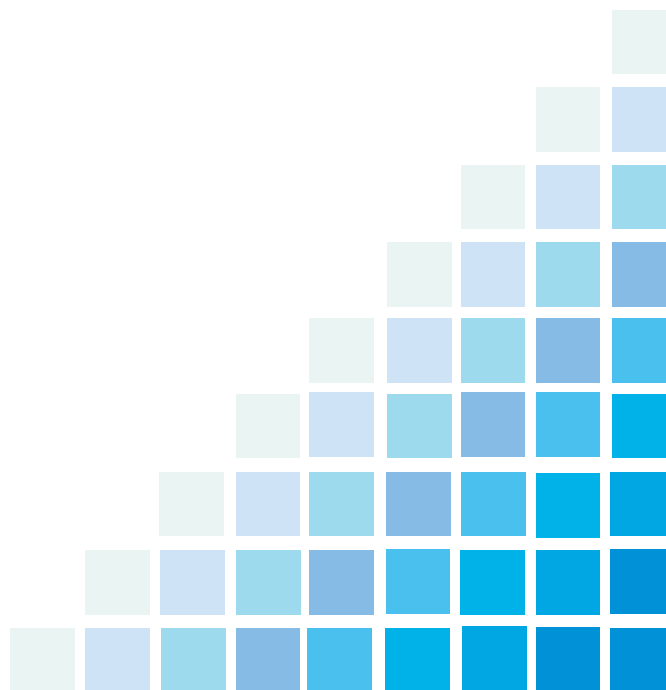
Harefield Hospital
Hill End Road
Harefield
Middlesex
UB9 6JH
tel: 01895 823 737

minicom: 01895 828 534
website: www.rbht.nhs.uk

April 2006

Royal Brompton & Harefield 
NHS Trust

Harefield Hospital Your Nuclear Medicine Lung V/Q Scan



Appointment information

Name:

Date:

Time:

Points to remember

- **Please telephone us on 01895 826 514 within seven days of receiving this letter to confirm that you can attend your appointment. Unfortunately, if we do not hear from you, your appointment may be given to someone else.**
- **You will be asked to have a chest x-ray if you have not had one in the last 24 hours.**

What is Nuclear Medicine?

Nuclear Medicine is a way of taking special images of your body. We use a special camera that detects gamma rays given out by a 'tracer' that is injected into your body. The tracer contains a small amount of radioactive material which means that your body shows up in the images we take. You may hear the procedure called 'imaging'.

About your Lung V/Q Scan

This scan is used to check the blood and air supply to your lungs.

For the scan we will ask you to lie down and you will be given an injection containing a small amount of radioactive material; this means that the blood supply to your lungs will show up in the images we take.

We will then ask you to breathe in a harmless gas using a mouthpiece. This is so that we may see the air supply to your lungs.

Three images of your chest will be taken while you are doing this. It will take about five minutes to take each image.

How long will the test take?

You will be with us for about one hour.

Is there any risk from the radiation?

The amount of radiation used in a Lung V/Q Scan is kept to a minimum. We strongly believe that the benefits of the scan far outweigh any possible risk to your health. However, please do not bring children with you to the department; this is to avoid exposing them to unnecessary radiation. If you have any concerns that you would like to discuss, please contact us.

Female patients

You should not have a Lung V/Q Scan if you are pregnant or think you might be pregnant.

Please tell us before you have your scan if you think you might be pregnant, if you are breast-feeding or if you have very young children.

Diabetics

If you are diabetic please continue with your normal routine.

If you will need food whilst you are with us please bring a snack with you. If you are on insulin please bring this as well.

Are there any side effects?

The substance we give you will not make you sleepy nor will it stop you from driving a car.

After your scan

Following your scan you can eat and drink normally. You may go anywhere you like but please try to avoid long periods of close contact with children for the rest of the day. This is to avoid exposing them to unnecessary radiation.

Results

We will send the results of your scan to the hospital consultant who asked for the test.

Additional information

Please note that our Nuclear Medicine department scans many people every day. We try to keep to your appointment time as closely as possible but should you be late, or if there is an emergency at the hospital, it may not be possible to perform your scan immediately.

Ambulance

If you need an ambulance to bring you to us please ask your family doctor to arrange this.